



RAPID-SHIP PROGRAM

OUTDOOR DECORATIVE LIGHTING

Ships in 10 business days • Diverse variety of styles • Decorative aluminum posts
Classically styled luminaires • Decorative bollards and wall brackets • Contemporary Eurotique assemblies



ANTIQUE
STREET LAMPS™

RAPID-SHIP POSTS

- 9 different bases
- 8' - 16' heights
- 3 shaft styles
- Fluted or smooth extruded shafts
- Cast Aluminum

Specifications

Materials: The post bases are cast aluminum.

Aluminum posts have 4" or 5" diameter fluted, or

4" diameter smooth extruded aluminum shafts.

All hardware is tamper resistant stainless steel.


Construction: All shafts are welded to base for one-piece construction. An integral 3" O.D. x 3" tenon is included for luminaire mounting.

Installation: The posts are provided with four, ¾" diameter, hot-dip galvanized, L-type anchor bolts.

A door is provided in the base for anchorage and/or wiring access. The Sussex Series has a cast, square bolt cover. A grounding screw is provided inside the base accessible from the door.

Finish: The posts are finished with a premium Polyester Powder coating. Standard colors are Black, Dark Bronze, and Dark Green.

Cast Aluminum



RAPID-SHIP PROGRAM



Antique Street Lamps recognizes the growing trend for short lead times in today's fast paced construction industry. Our Rapid-Ship program answers this need with the large selection of historically and contemporary styled outdoor decorative lighting products. State-of-the-art manufacturing and production processes allow for shipment in 10 business days. This latest program has wall brackets, bollards and Eurotique products along with historical posts and luminaires.

RAPID-SHIP LUMINAIRES



- Square, Octagonal and Acorn Designs
- 5 Luminaire base styles
- 3" tenon mounted
- Metal halide or high pressure sodium

Specifications

Materials: All luminaire bases and frames are cast aluminum. Round domes are spun aluminum. Lenses are acrylic, polycarbonate as noted in Ordering Guide on page six. DS luminaire reflector is anodized and segmented aluminum. All hardware is stainless steel and external hardware is tamper resistant.

Installation: All luminaires are designed to slip fit a 3" O.D. x 3" tall tenon and secured with set screws.

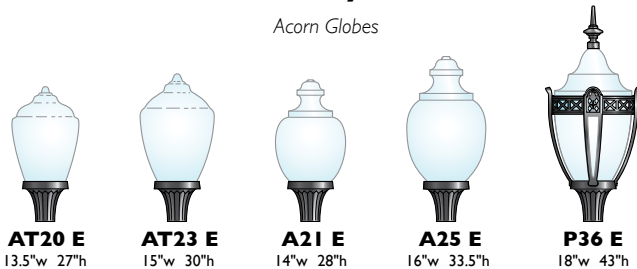
Luminaires utilize a modern LED light engine with an array of lumen packages and color temperature options.

The DS4 and DS7 luminaires utilizes high performance reflectors in a type 5 distribution. Luminaires are furnished with a quick-disconnect H.I.D. and socket assembly. Luminaires are UL and CUL listed and labeled as suitable for wet locations.

Finish: The luminaires are finished with a premium Polyester Powder coating. Standard colors are Black, Dark Bronze, and Dark Green.


Luminaires with E Style Base

Acorn Globes

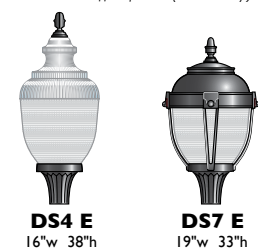


Refractive Globes

(With optional cage and finial)



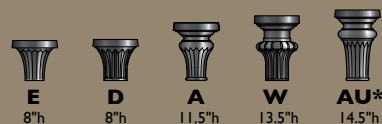
Semi-Cutoff Optics (HID only)



Octagonal



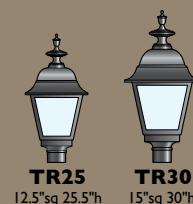
Luminaire Base Styles



* Base AU is available with optional twist & lock photocontrol.

Luminaires above and at left shown with the E series base. Replace the E base with D, A, W or AU base for more luminaire choices.

Square (HID only)



RAPID-SHIP BOLLARDS & WALL BRACKETS

- Two styles of bollards available with dome or ball top
- Two styles of wall brackets
- Bollards and wall brackets add to a complete project specification

Bollard Specifications

Materials: The bollards and tops are cast aluminum. The mid-section shaft for the New York series is 5" diameter extruded fluted aluminum. All hardware is tamper resistant stainless steel.

Construction: The bollards are all one-piece construction. The optional ball or dome top is welded to the top of the bollard.

Installation: The bollards are provided with four, 3/4" diameter, hot-dip galvanized, L-type anchor bolts. A door is provided in the base for anchorage access.

Finish: The bollards are finished with a premium Polyester Powder coating. Standard colors are Black, Dark Bronze, and Dark Green.

Wall Bracket Specifications

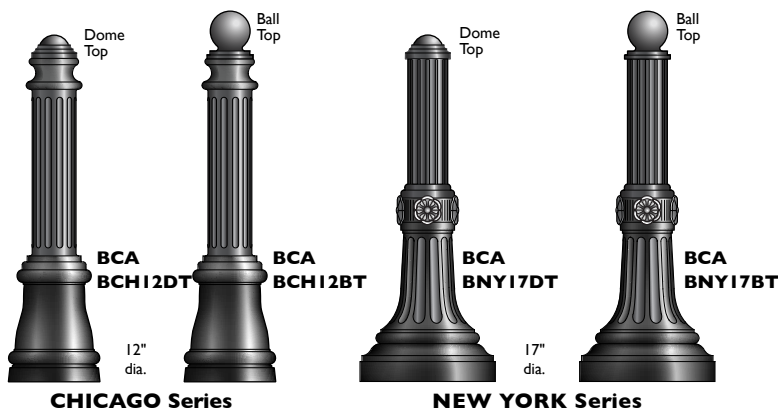
Materials: The wall bracket arms are cast aluminum. The mounting plate is aluminum plate.

Construction: The wall brackets are all one-piece construction. An integral 3" O.D. x 3" tenon is included for luminaire mounting.

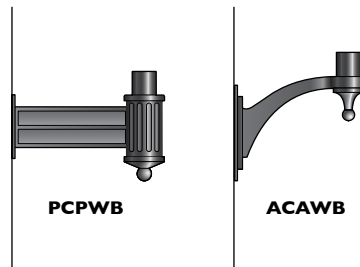
Installation: The wall brackets are provided with four, 9/16" diameter holes for mounting to the wall. Bracket mounting hardware furnished by others.

Finish: The wall brackets are finished with a premium Polyester Powder coating. Standard colors are Black, Dark Bronze, and Dark Green.

Bollards



Wall Brackets



ANTIQUE
STREET LAMPS™

RAPID-SHIP EUROTIQUE ASSEMBLIES



- Full cutoff, high performance optics
- Contemporary styling
- 2 different sizes
- 16', 18' or 20' pole heights
- Complete assemblies with single or twin arms

Specifications


Materials: Poles are one-piece all aluminum construction, 4" or 5" in diameter with an aluminum two-piece base cover. Arms are one-piece aluminum and cast aluminum. Luminaires are cast aluminum with a clear glass flat lens. Cutoff reflector is anodized and segmented aluminum. All hardware is tamper resistant stainless steel.

Installation: Posts are provided with four, 3/4" diameter, hot-dip galvanized, L-type anchor bolts and a handhole for wiring access. Arms slip-fit the post tenon and secure with eight socket set screws. Luminaires mount securely to the arm plumb device and are provided with a hinged and gasketed lens ring with captive screw for easy lamp access.

Light Source: Eurotique luminaire utilize a modern LED light module with multiple lumen packages and color temperature choices.

Also, the HID luminaires utilize high performance reflectors in a type 3 distribution. They are furnished with a quick-disconnect H.I.D. ballast and socket assembly. Luminaires are UL and CUL listed and labeled as suitable for wet locations.

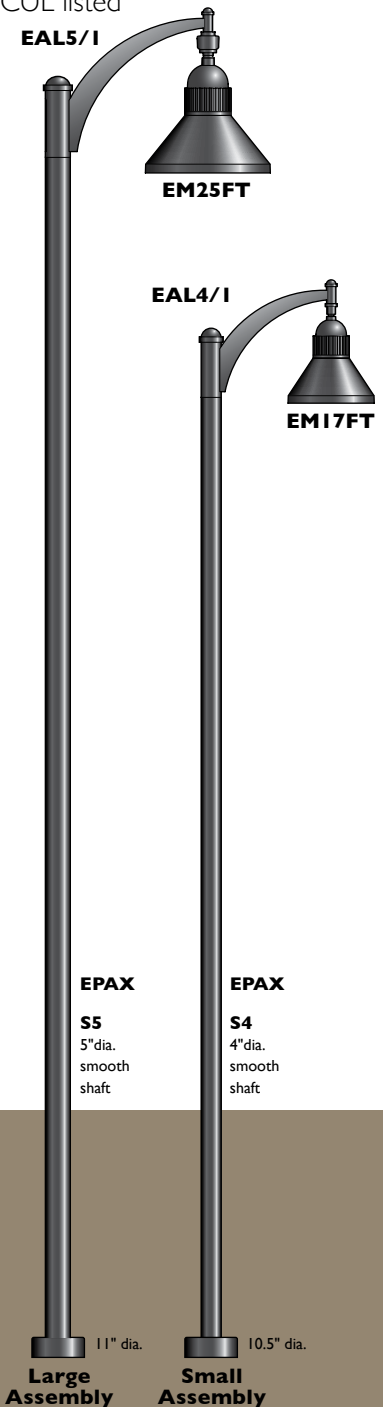
Finish: The pole assemblies are finished with a premium Polyester Powder coating. Standard colors are Black, Dark Bronze, and Dark Green.



MUNICH Series Luminaires

Post Height	Arm	Wind Loading Zone ⁴				
		70 mph	80 mph	90 mph	100 mph	110 mph
16'	single	S	L	S	L	S
18'	single	S	L	S	L	S
20'	single	S	L	S	L	S
16'	twin	S	L	S	L	S
18'	twin	S	L	S	L	S
20'	twin	S	L	S	L	S

S = small arms L = large arms ☐ = Pass



ORDERING GUIDE/SPECIFICATIONS

RAPID-SHIP POSTS

Example: PX KW12 10 S4 ANBK RSP

STEP 1		STEP 2		STEP 3		STEP 4		STEP 5	
Family		Series		Height		Shafts		Finish	
PX	Post, Cast Aluminum Extruded Shaft	KW12¹	Key West	10	10'	S4²	Smooth 4" Ø	ANBK	Black
		S9¹	Sussex	12	12'	F4²	Fluted 4" Ø	ANDB	Dark Bronze
		S13	Sussex	14	14'	F5	Fluted 5" Ø	ANDG	Dark Green
		H10	Hartford	16²	16'				
		MO12¹	Montreal						
		CHI2	Chicago						
		CHI6	Montreal						
		W17	Washington						
		NY17	New York						
STEP 6									
Rapid-Ship Program									
RSP									

Anchor Bolts

All anchor bolts are pre-shipped.

NOTES:

1. KW12, S9, and MO12 series posts only available with S4 or F4 shaft.
2. F4 and S4 shafts are not available in 16' heights.
3. For finish specifications, see Finish section in catalog or contact ASL.

RAPID-SHIP LUMINAIRES

Example: A25 AU 150M MED ACT GR5 TBI ANBK RSP

STEP 1		STEP 2		STEP 3		STEP 4		STEP 5	
Series		Base		Wattage/Lamp ¹		Lens Material		Distribution	
HID	AT20	RGR2	E	H.I.D. Ballast and Socket Assembly AT20, A21, DS4S, DS7S & TR25 only		AT23, A21, A25, ATL23, AL25, LTL30, LTS30, TR25, TR30 only		All luminaires except those shown below	
	AT23	DS4	D	Metal Halide 70M MED		ACT Acrylic Clear Textured		(Blank) Symmetrical Dist.	
	A21	DS7	A	100M MED		RGA, RGR, DS4, DS7 only		GR5 Type 5 glass refractors	
	A25	LT30	W	150M MED¹		ARF Acrylic Refractive		GR3 Type 3 glass refractors	
	P36	LTS30	AU	High Pressure Sodium 100S MED		AT20 & P36 only		A/J19, RGA, RGR, RGAL, RGTL, RGPL only	
	RGA	TR25-100w max		150S MED¹		PCT Polycarbonate clear textured		R5 Type 5 acrylic refractive	
	RGR	TR30		AT23, A25, P36, RGA, RGR, RGR2, LTS30, TR30		DS4 & DS7 only		R3 Type 3 acrylic refractive	
LED	ATL23	RGAL		Metal Halide 70M MED		(Blank) Acrylic Refractive		DS4S & DS7S only	
	AL25	RGTL		100M MED				SR5S Reflector type V	
	LTL30	RGPL		150M MED				AL25, ATL23, LTL30 only	
				High Pressure Sodium 100S MOG				N5	
				150S MOG				N3⁵	
				LED/Driver/CCT ATL23, AL25, LTL30, RGAL, RGTL, RGPL					
				32LED 525MA 4K					
				32LED 700MA 4K					
				24LED 700MA 4K					
STEP 6		STEP 7		STEP 8		STEP 9			
Voltage ²		Options		Finish ³		Rapid-Ship Program			
TBI	120 volt	FPF	Finial for RGA, RGR, RGR2, AT20, A21, AT23, A25, ATL23, AL25, LTL30 only	ANBK	Black	RSP			
TB2	208 volt	FSF	Finial for RGA, RGR, RGR2, RGAL, RGTL & RGPL only	ANDB	Dark Bronze				
TB3	240 volt	ARV MD11 BL21	Cage for RGA, RGR or RGR2 only	ANDG	Dark Green				
TB4	277 volt	Photocontrol options only available with AU base							
347	347 volt	PER⁴	Twist & Lock Photocontrol Receptacle						
MVOLT	LED only (120-277 volt)	PE1⁴	NEMA Twist & Lock PE 120, 208, 240V						
		PE3⁴	NEMA Twist & Lock PE 347V						
		PE4⁴	NEMA Twist & Lock PE 480V						
		PE7⁴	NEMA Twist & Lock PE 277V						

NOTES:

1. TR25 only available with 100 watt maximum ballast.
2. Multi-tap Ballast (120, 208, 240, 277v), (120, 277, 347v in Canada).
3. For finish specifications, see Finish section in catalog or contact ASL.
4. Optional photocontrols only available with the AU luminaire base.
5. N3 distribution is limited to the 24LED 700MA engine for the ATL23, TL25, and LTL30.

ORDERING GUIDE/SPECIFICATIONS

RAPID-SHIP EUROTIQUE ASSEMBLIES

Example: EPAX I6 S4 ANBK RSP

STEP 1	STEP 2	STEP 3	STEP 4	STEP 5
Pole Series	Height	Shaft	Finish	Rapid-Ship Program
<u>Small Assembly</u> EPAX Eurotique pole - aluminum	16 16' 18 18' 20 20'	S4 Smooth 4" S5 Smooth 5"	ANBK Black ANDB Dark Bronze ANDG Dark Green	RSP
<u>Large Assembly</u> EPAX Eurotique pole - aluminum				

STEP 1	STEP 2	STEP 3	STEP 4
Arm Series	Arm Options	Finish	Rapid-Ship Program
<u>Small Assembly</u> EAL4/I⁴ Single arm EAL4/2⁴ Twin arm	PER Twist & Lock Photocontrol Receptacle PEI NEMA Twist & Lock PE 120, 208, 240V PE3 NEMA Twist & Lock PE 347V PE4 NEMA Twist & Lock PE 480V PE7 NEMA Twist & Lock PE 277V	ANBK Black ANDB Dark Bronze ANDG Dark Green	RSP
<u>Large Assembly</u> EAL5/I⁴ Single arm EAL5/2⁴ Twin arm			

STEP 1	STEP 2	STEP 3	STEP 4	STEP 5	STEP 6
Luminaire Series	Wattage/Lamp	Lens Material	Distribution	Voltage	Finish
HID <u>Small Assembly</u> EM17 RT EM17 ST EM17 FT	H.I.D. Ballast and Socket Assembly EPSX <u>Small Assembly</u> 70M MED 100M MED 150M MED	GCF Glass Clear Flat	SR3 Type III	TB1 120 volt TB2 208 volt TB3 240 volt TB4 277 volt 347 347 volt	ANBK Black ANDB Dark Bronze ANDG Dark Green
<u>Large Assembly</u> EM25 RT EM25 ST EM25 FT	High Pressure Sodium 50S MED 100S MED 150S MED	Anchor Bolts All anchor bolts are pre-shipped.			
	EPSX <u>Large Assembly</u> 250M MOG 400M MOG	NOTES: 1. Reflectors designed for 400M, ED28 lamp or 400S, E18 lamp. 2. Multi-tap Ballast (120, 208, 240, 277v), (120, 277, 347v in Canada). 3. For finish specifications, see Finish section in catalog or contact ASL. 4. Wind loading needs to be considered when choosing an arm. Please consult the chart to the right for wind loading in your area or consult Antique Street Lamps.			
	High Pressure Sodium 150S MOG				

STEP 7
Rapid-Ship Program
RSP

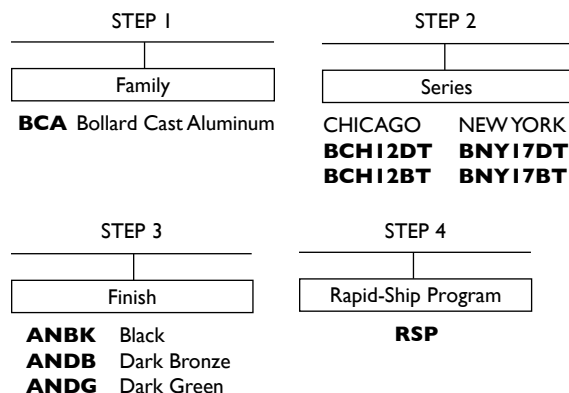
STEP 1	STEP 2	STEP 3	STEP 4	STEP 5	STEP 6
Fixture	Base	Source & Wattage	Color Temp	Lens Option	Voltage
LED EHL16 EML17 EHL22 EML25 ETHL16 ETML17 ETHL22 ETML25	ST RT FT	49LED 350MA 49LED 525MA 63LED 350MA 63LED 525MA	4K	GCF GCSG	MVOLT 120-277 volt

STEP 7	STEP 8	STEP 9
Distribution	Finish	Rapid-Ship Program
R3 R5	ANBK ANDB ANDG	RSP

ORDERING GUIDE/SPECIFICATIONS

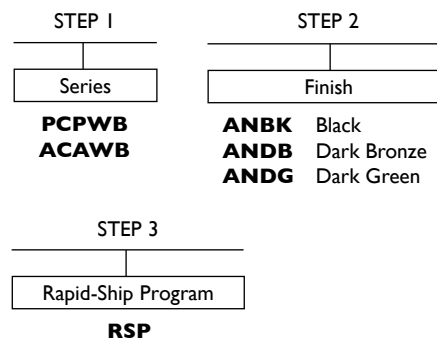
RAPID-SHIP BOLLARDS

Example:
BCA BCH12DT ANBK RSP



RAPID-SHIP WALL BRACKETS

Example:
PCPWB ANBK RSP



TERMS AND CONDITIONS

Shipping

Rapid-Ship products are complete and ready for shipment in 10 business days when the order is placed before 12:00 PM CST. Maximum quantities of 10 lighting post assemblies, wall bracket assemblies or bollards are allowed per order per customer. (For quantities greater than 10, please contact the factory prior to order entry.) Consolidated freight allowed. Expedited freight is available by request. (Customer is responsible for the difference between expedited freight cost and consolidated freight cost.) Any cancellation of released orders will result in cancellation charges. Standard warranty and terms and conditions apply.

Delivery Commitment

The Rapid-Ship Program delivery commitment is intended to include all products and options expressed in this brochure. Any additions, modifications, options or accessories outside of this brochure will receive a standard lead-time.

Anchor Bolts

All anchor bolts are pre-shipped.

ANTIQUE
STREET LAMPS™

Warranty Full warranty terms located at
www.acuitybrands.com/CustomerResources/Terms_and_conditions.aspx

Visit our web site at www.antiquestreetlamps.com

Product specifications may change without notice.
Please contact your sales representative for the latest product information.